

Interface Overview and Use Cases

This desk aid aims to provide you with an overview of each interface, the information you'll find there, and how you should use that information when working on cases.

Internal

These interfaces exist within CBMS and should be checked for every application, renewal, or any time a change is made.

- AVP
- CDHS Work Number
- eDRS / IPV
- Equifax / FDSH
- IEVS
- NDNH
- PARIS
- SDX / BENDEX
- SSA Incarceration
- SVES




External

These interfaces are external and may not always be needed. Please check with your county for specific guidance.

- CDLE
- DMV
- Experian



Interfaces: What's Here, Next Steps, and Resources

Internal Interface	What's here 	Next Steps 	Resources 
AVP	The Asset Verification Program (AVP) verifies assets from financial institutions such as banks and credit unions.	Use the Asset Verification Program (AVP) Action Guide for research and follow-up.	<ul style="list-style-type: none"> • Acting on Asset Verification Program (AVP) Information • Asset Verification Program Training (located in COLearn)
CDHS Work Number	Work Number provides employment information from participating employers. This interface should only be used for CDHS programs.	Request the Work Number verification within CBMS. If your county is not participating in the CDHS Work Number contract, use the external portal and follow your eligibility site process for registration and login information.	<ul style="list-style-type: none"> • CBMS Equifax Data WBT (located in COLearn) • FDHS Equifax Interface Action Guide • CDHS Work Number Error Codes • SNAP Employment Verification Services FAQs



eDRS / IPV	Also known as “DRS/SNAP Disqual” or “DRS/SNAP,” eDRS/IPV provides the current status of disqualified individuals for SNAP.	A “Y” response indicates a disqualification record was found. Highlight the record and click on the View DRS/SNAP Disqualification Detail related page. For out of state IPVs, you’ll need to enter the information found from the DRS interface in the Disqualification page.	<ul style="list-style-type: none"> • DRS IPV Action Guide
Equifax / FDSH	Equifax provides employment information from participating employers. Interfaced information may come from Equifax and/or FDSH. This interface should only be used for HCPF programs.	Follow your eligibility site process for registration and login information.	<ul style="list-style-type: none"> • CBMS Equifax Data WBT (located in COLearn) • FDHS Equifax Interface Interaction Guide
IEVS	IEVS pulls information from the Social Security Administration (SSA) and Colorado Department of Labor (CDLE/DOLE), then compares it with the information in CBMS.	Research the case and determine how to resolve or dispose of the alert.	<ul style="list-style-type: none"> • IEVS Research Flow Chart



NDNH	Updated weekly, NDNH provides data on new hire information (W-4s). NDNH also offers the ability to send employment verification letters directly to employers.	If a record is found, take note of the run date and click on the edit icon to view the new hire details. Pay special attention to the hire date!	<ul style="list-style-type: none"> • NDNH Action Guide
PARIS	PARIS reports public assistance information from most states to ensure clients are not receiving benefits in more than one state at a time.	If PARIS indicates a client is receiving benefits from another state, you'll need to contact that state as part of your research.	<ul style="list-style-type: none"> • PARIS Users Guide (located in the CBMS Community, accessible through the Quick Links on the CBMS home page)
SDX / BENDEX	SDX/Bendex provides income information for clients.	Confirm in SVES using the Claim Account Number (CAN) and Beneficiary Identification Code (BIC) shown.	<ul style="list-style-type: none"> • SVES SSN Verification Code Map (refer to BIC code values here)
SSA Incarceration	SSA Incarceration shares incarceration information from the Social Security Administration.	Confirm the client's incarceration status, then update the Attributes and Conviction/Parole screens.	<ul style="list-style-type: none"> • SSA incarceration Action Guide



Internal Interface

What's here ⓘ

Next Steps 📋

Resources ╕

SVES	SVES verifies citizenship and identification eligibility criteria provided by the Social Security Administration. Often, income and Medicare information is included as well.	Requesting SVES information is a two-step process. Use the SVES Action Guide for research and follow-up.	<ul style="list-style-type: none"> • SVES SSN Verification Code Map • SVES Title II Code Map • SVES Title XVI Code Map
------	---	--	---

External Interface

What's here ⓘ

Next Steps 📋

Resources ╕

CDLE	Also known as “DOLE” or “MyUI+,” CDLE provides information regarding wages and unemployment benefits. Data from this interface is also received through IEVS.	Use CDLE for current unemployment insurance benefit verification. Do not use CDLE for current employment verification.	<ul style="list-style-type: none"> • CDLE/MyUI+ Action Guide
DMV	The Colorado DMV interface can help verify driver's licenses, DMV IDs, lawful presence, addresses, vehicles, and name changes.	Follow your eligibility site process for registration and login information.	<ul style="list-style-type: none"> • DMV Interface Reference Guide
Experian	Experian provides employment information from participating employers. This interface should only be used for SNAP.	Follow your eligibility site process for registration and login information.	<ul style="list-style-type: none"> • SNAP Employment Verification Services FAQs • Experian Access First Time User Guide



Accessibility

This document is designed to comply with the Web Content Accessibility Guidelines (WCAG) 2.1 AA standard. If you experience any difficulty accessing the content or have questions regarding the process, please contact SOC_StaffDevelopment@state.co.us for assistance.

