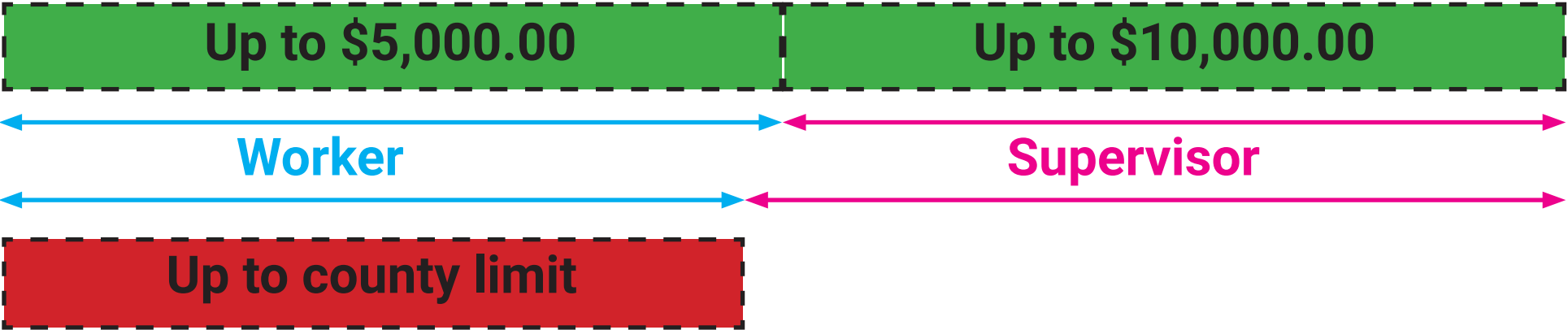


EBD CPPM-4856: CW EF Supportive Payments State Limits

This project will create transactional and case limits on supportive payments. It will make supportive payment limit functionality easier for Colorado Works (CW) and Employment First (EF) county workers to understand.

Soft limit: There will be a state-wide soft limit of **\$5,000.00** for Supportive Payments (including Case Special Needs/Other Assistance and Supportive Service Payments). This soft limit will be implemented per transaction and will require a supervisor authorization for single payments and/or cumulative payments (based on frequency) exceeding \$5,000.00.

Hard limit: There will be a state-wide hard limit of **\$10,000.00** for Supportive Payments (including Case Special Needs/Other Assistance and Supportive Service Payments). This hard limit will be implemented per transaction for single payments and/or cumulative payments (based on frequency) exceeding \$10,000.00.

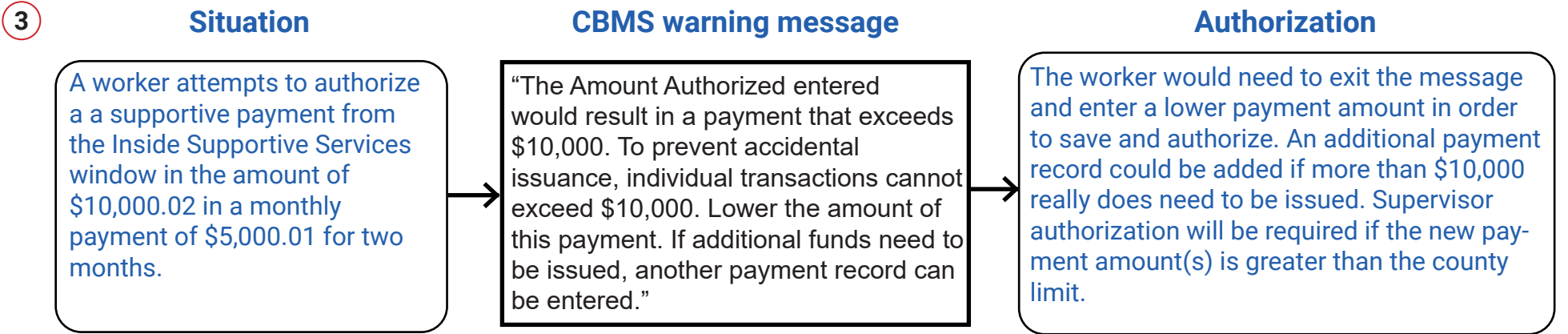
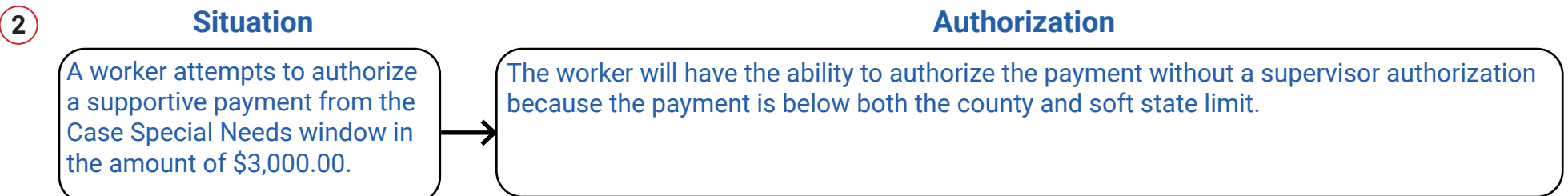
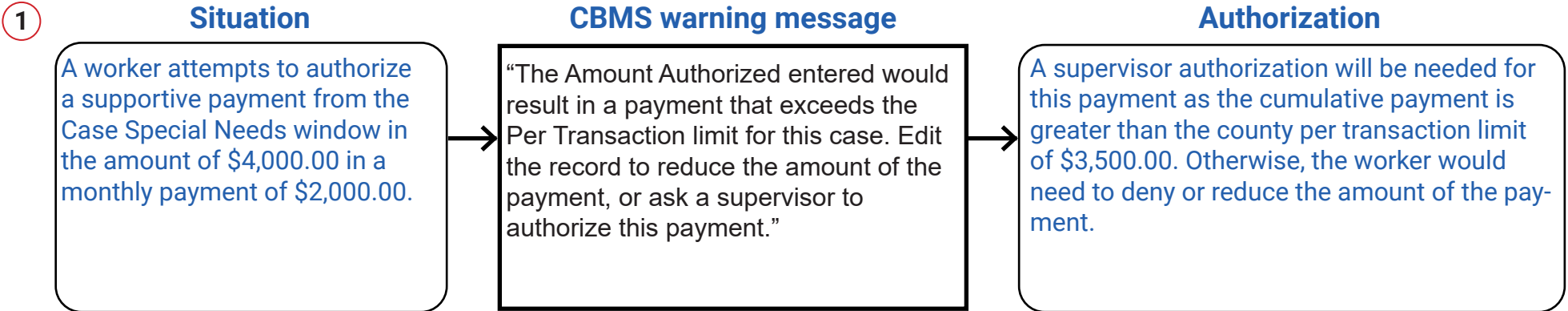


County limit: Some counties have county per transaction limits that may be *lower* than the state-wide soft limit of \$5,000.00. CBMS will check the amount being authorized against the county limit and then against the soft limit. The amount being authorized must be below *both* the county *and* soft in order to authorize the payment without a supervisor authorization.

EBD CPPM-4856: CW EF Supportive Payments State Limits

County Scenarios

In each of the county scenarios below, the county per transaction limit is \$3,500. The state soft limit is \$5,000 and the hard limit is \$10,000.



EBD CPPM-4856: CW EF Supportive Payments State Limits

Any supportive payments (Case Special Needs/Other assistance and Authorize Supportive Services) made by CBMS Users that are being authorized for an amount over \$50.00 will trigger a CBMS warning message.

Warning

X

You are issuing a one-time payment in the amount of \$400. Please enter the total amount and click on Yes to confirm. Click No to return to the record to edit and reduce the amount of the payment.

*Amount Authorized

\$400.00

Yes No

In the County House on the Maintain Work Programs tab, the Limits Amount Details related list will be modified to display just the following limits:

Supportive Service Limits:

- State Fiscal Year Per Client Amount
- Rolling Year Per Client Amount
- Per Transaction Limit

Special Needs Limits:

- Per Transaction Limit